

Lift, Rotate and Rack a RIMMED 55-Gallon (210L) Drum

- Lift, Move and Rack RIMMED 55-gallon (210L) drum
- Rack drum up to 6' (1.83 m) high
- Lift upright or horizontal drum
- Control lift height and tilt angle
- Easily handled by one person
- Capacity: 800 Lb (363 kg) full drum
500 Lb. (227 kg) half-full drum*

Lift a drum

Use the Omni-Lift Drum Racker to pick up or place an upright or horizontal drum on the floor. Secure drum in holder with web strap and ratchet. The drum holder is designed with strong teeth and redundant safety features for reliability and ease of use. Heavy duty hydraulic lift cylinder includes velocity fuse to provide full line shut-off in the event of line failure.

Manual tilt models have hand crank tilt control with safety gear covers. We recommend the MORStop Tilt-Brake option (shown below) on all manual tilt models.

Models with power lift and tilt provide a more ergonomic solution to drum handling (see side 2).

Rack a drum

Quickly and efficiently lift and rack your drum up to six feet (1.83 m) high. The Omni-Lift moves easily on its two 8" (20.3 cm) wheels and two 4" (10.2 cm) casters. Clearance for 8" wheels is required under the lowest shelf. Drum cradles on rack must be no wider than 16" (40.6 cm) for steel drum, or no wider than 11" (28 cm) for plastic drum.

IMPORTANT: Add Kit # 3313 Plastic Drum Pad Kit for handling a rimmed 55-gallon plastic drum.

Model 405 has hand pump drum lift and hand crank drum tilt control



Load a Morse drum roller

You can place a 55-gallon (210 liter) steel drum onto the wheels of the open end of a Morse Stationary Drum Roller or onto a Portable Drum Roller (Not when equipped with accessory 3313-P).

Pour a drum

You may also use Omni-Lift Drum Rackers for controlled drum dispensing.

Options and Accessories

Handle a RIMMED 55-Gallon Plastic Drum

Plastic Drum Adaptor Kit # 3313-P provides pads to support the flexible sidewalls of a 55-gallon RIMMED plastic drum. The drum must have suitable top rim for chine catches to engage.

1. Lift an upright plastic drum
2. Turn drum to horizontal
3. Rack plastic drum in horizontal position



Not for placing plastic drum onto rotator.

NOTE: Drum cradle on rack must be no wider than 11" (28 cm) for plastic drum.


NOTE: Models with spark resistant parts already include spark resistant Poly Drum Pad Kit.

MORStop™ Tilt-Brake

We recommend the **MORStop Tilt-Brake** to automatically stop and hold the drum tilt angle on models with manual tilt control! It functions smoothly and quietly in both directions. Without the MORStop Tilt-Brake, a heavy unbalanced drum may tilt out of control.

Option # 3900i-P Factory installed on new unit with manual tilt.

Kit # 3900-P for customer to install on manual tilt model.



MORStop™ Tilt-Brake

* Half-full rating is an indication of capacity for tilting an unbalanced, bottom-heavy drum. A partially full drum with a shifting load is harder to tilt than a full drum.

405 Series Omni-Lift Drum Rackers

MADE
IN
USA



Approach upright drum with drum racker with two chine catches below the drum rim.



Secure drum into holder by tightening the web strap and ratchet between the drum ribs.



Raise drum and rotate to horizontal drum racking position.



Once drum is horizontal, release the web strap and ratchet. Drum then rests in cradle to enable placing it into a rack.



Rack a drum up to 72" (183 cm) high with a Morse Omni-Lift Drum Racker. Model 405 shown has hand pump drum lift and hand crank drum tilt control.



Place drum onto drum rack. Then back drum racker away. To remove a drum from a rack, simply reverse the procedure. Ensure that chine catches are engaged below drum rim and drum is secured with web strap and ratchet BEFORE tilting from horizontal position.

Power Lift and Tilt Models

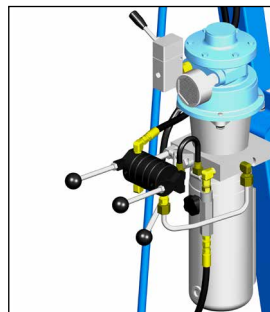
Power Lift and Tilt Models make drum handling easier and faster. There are two hand valve controls: One for the power-lift function and a second for power-tilt.

Model #	Motor Type	Motor Control
405-110	AC, 1HP/115V, TEFC	Switch, cord & plug
405-114	Air, vane type	On/Off valve *
405-115	DC, 12V	Built-in



Electric Power Lift & Tilt Model 405-110

Similar to Model 405-120, except with a second valve controlling the hydraulically driven drum tilt.



Air Power Lift & Tilt * Model 405-114

Similar to Model 405-124, except with a second valve controlling the hydraulically driven drum tilt.



Battery Power Lift and Tilt Model 405-115

Self contained battery power lift and tilt. Operate battery power controls to raise and tilt drum. Separate charger is included.

Power Lift Models

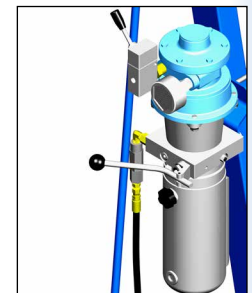
Power-Lift Models ease drum lifting, but retain manual tilt control. Drum tilt control is by hand crank. Gear covers are included on all Omni-Lift Drum Rackers.

Model #	Motor Type	Motor Control
405-120	AC, 1HP/115V, TEFC	Switch, cord & plug
405-124	Air, vane type	On/Off valve *
405-125	DC, 12V	Built-in



Electric Power Lift Model 405-120

Use switch to raise the drum. Lower the drum with manual release valve.



Air Motor Power Lift * Model 405-124

Use on/off valve to raise the drum. Lower the drum with manual release valve.



Battery Power Lift Model 405-125

Self contained battery power-lift. Operate battery power controls to raise and lower drum. A charger is included for wall or shelf mount.

Omni-Lift Rackers for RIMMED 55-Gallon (210 liter) Steel Drum

Install Drum Pad Kit # 3313-P for a RIMMED 55-Gallon (210 liter) PLASTIC Drum

Model #	Features	Domestic Ship Weight	Domestic Ship Dimensions
405	Hand pump lift and hand crank manual tilt	450 Lb. (204 kg)	L79" x W52" x H55" (201 x 132 x 140 cm)
405-110	AC power lift and tilt	493 Lb. (224 kg)	
405-114	Air power * lift and tilt	471 Lb. (214 kg)	
405-115	Battery power ** lift and tilt	522 Lb. (237 kg)	
405-120	AC power lift, hand crank tilt	450 Lb. (205 kg)	
405-124	Air power * lift, hand crank tilt	450 Lb. (204 kg)	
405-125	Battery power ** lift, hand crank tilt	530 Lb. (241 kg)	

NOTE: 12V Deep Cycle Lead Acid Battery is designed for domestic shipment only. For export shipment, choose the following battery option:

- Option "NB" No Battery. Customer must obtain battery before use... Exide # 27MDP 12V Deep Cycle Battery or equivalent.

* Air motor Requirements: 40 to 60 PSI at 40 SCFM. Install Filter, Regulator and Lubricator (Morse Kit # 3869-P) in accordance with air motor manufacturer's recommendations.

** 12V DC power lift includes battery, and 100/220V 50/60Hz AC charger.

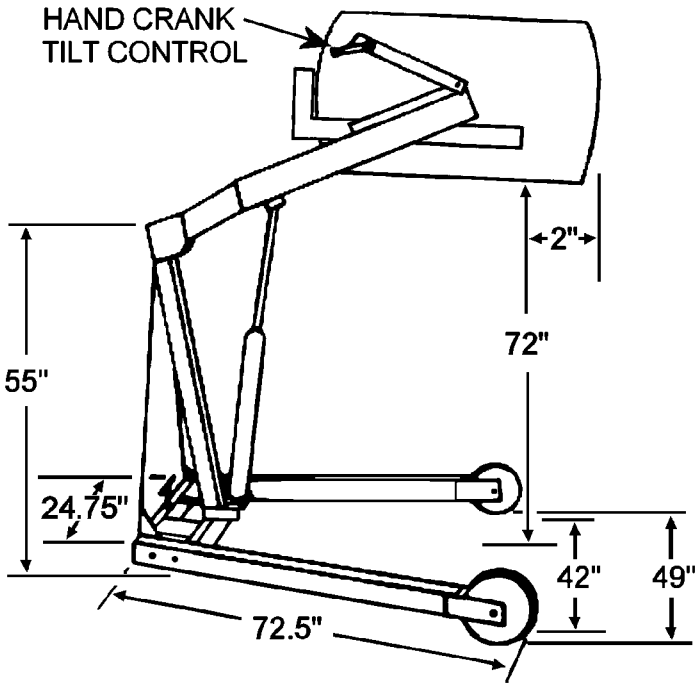
NOTE: Existing manual lift models can be converted to power lift. Order Power-Lift Option for "Field installation," such as 0-120FI, 0-124FI, or 0-125FI.

Spark Resistant Rackers for RIMMED 55-Gallon (210 liter) Steel or Plastic Drum

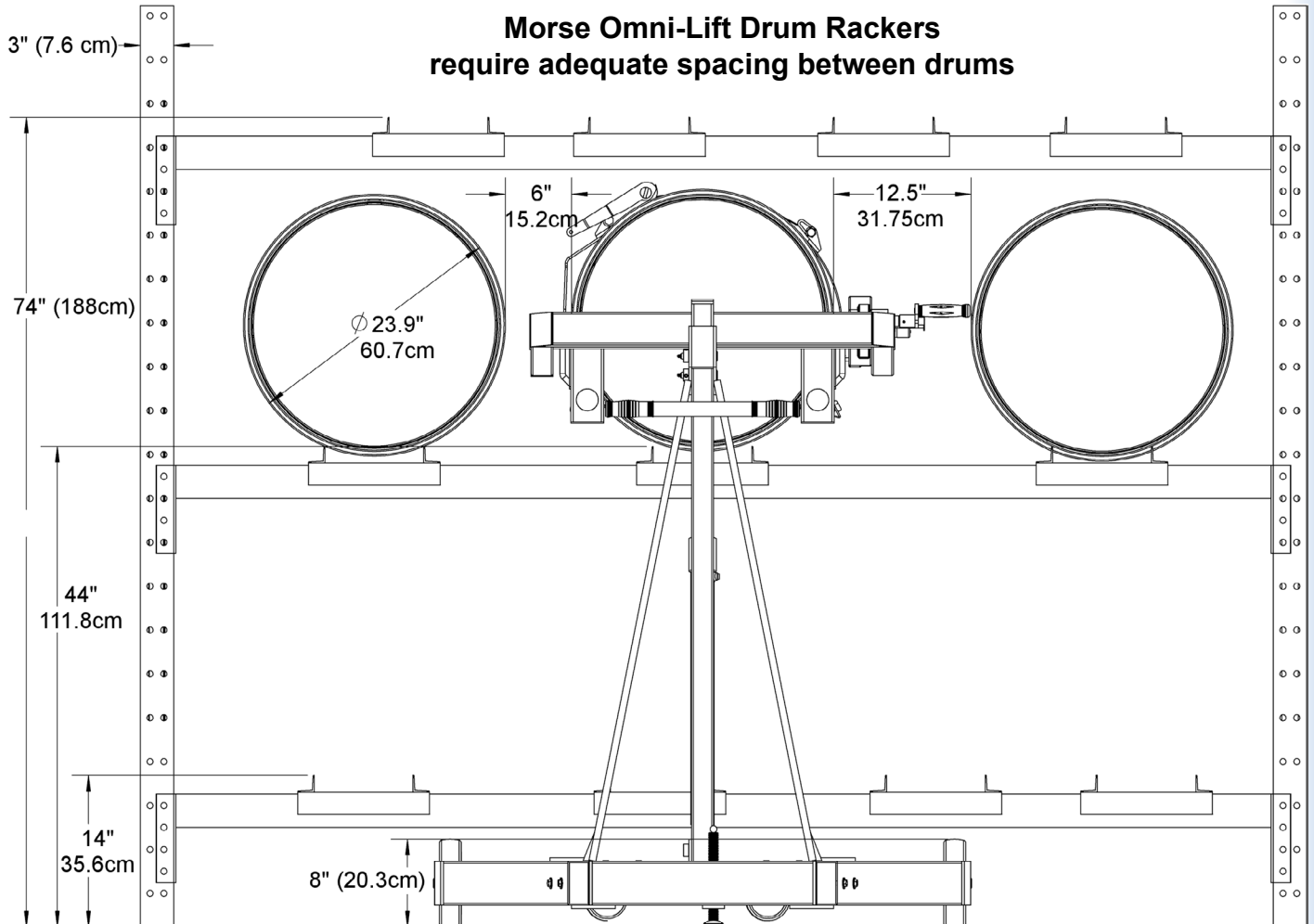
Include Drum Pads for a RIMMED 55-Gallon (210 liter) PLASTIC Drum

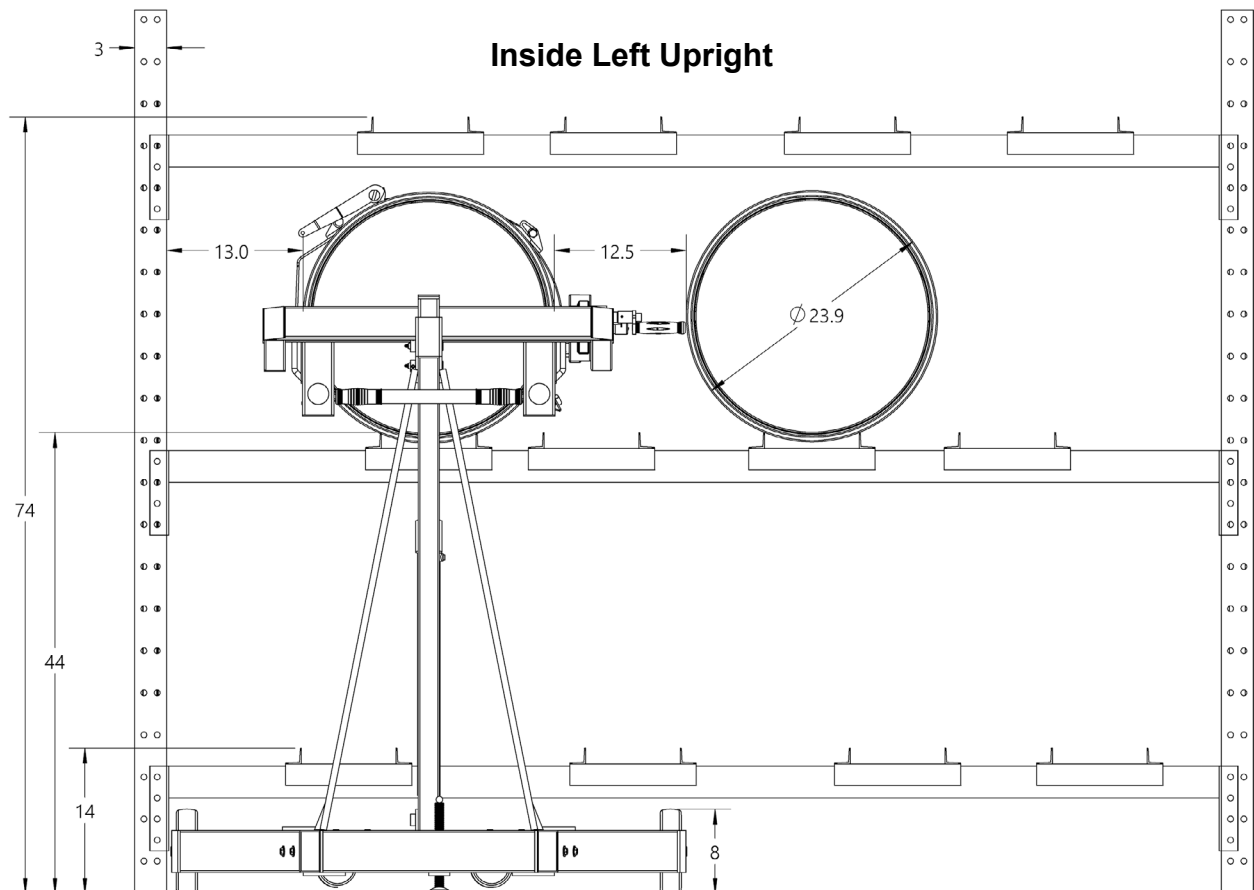
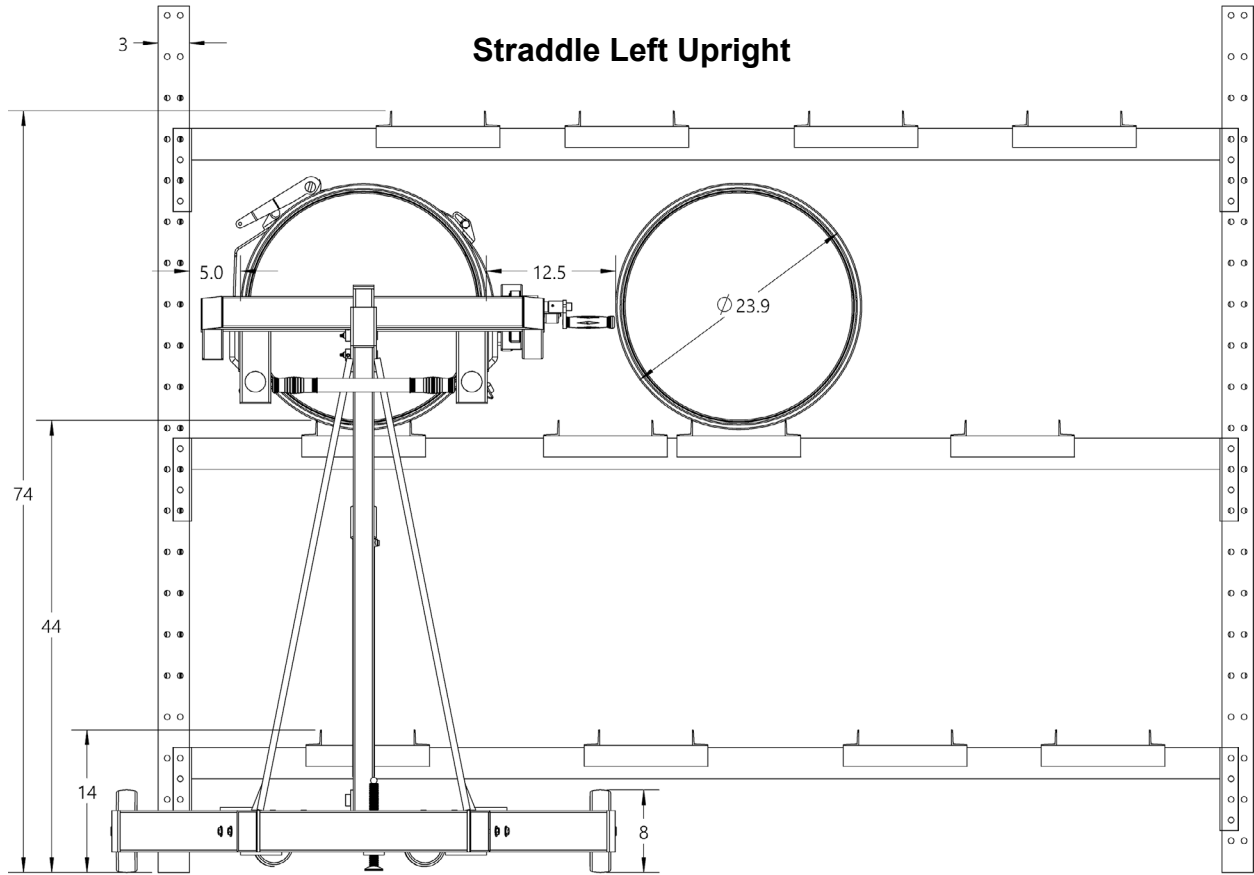
Model #	Features	Domestic Ship Weight	Domestic Ship Dimensions
405M	Spark resistant parts, hand pump lift and hand crank tilt	468 Lb. (212 kg)	L79" x W52" x H55" (201 x 132 x 140 cm)
405M-114	Spark resistant parts, air power * lift and tilt	488 Lb. (221 kg)	
405M-124	Spark resistant parts, air power * lift, hand crank tilt	468 Lb. (212 kg)	

Dimensions

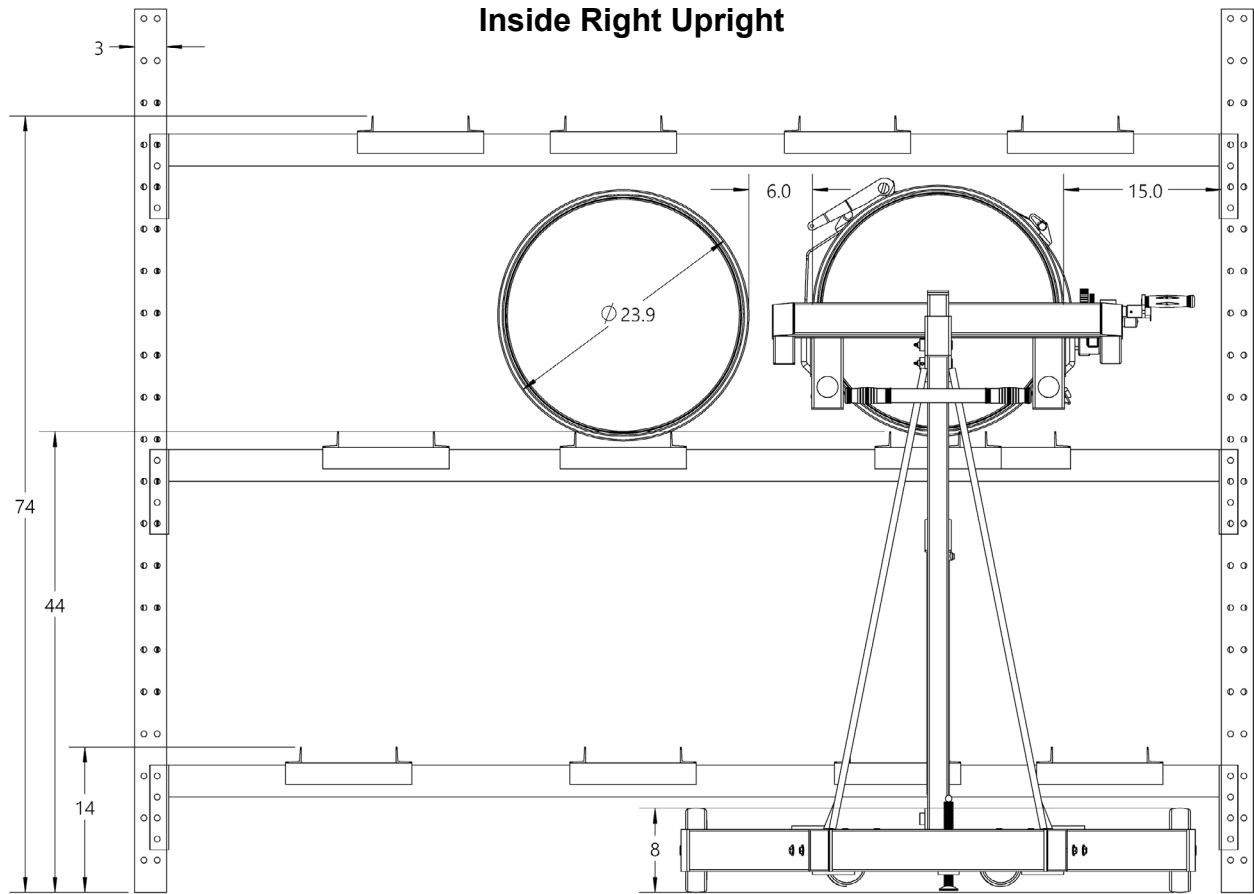


Morse Omni-Lift Drum Rackers require adequate spacing between drums





MADE
 IN
 USA



MADE
IN
USA